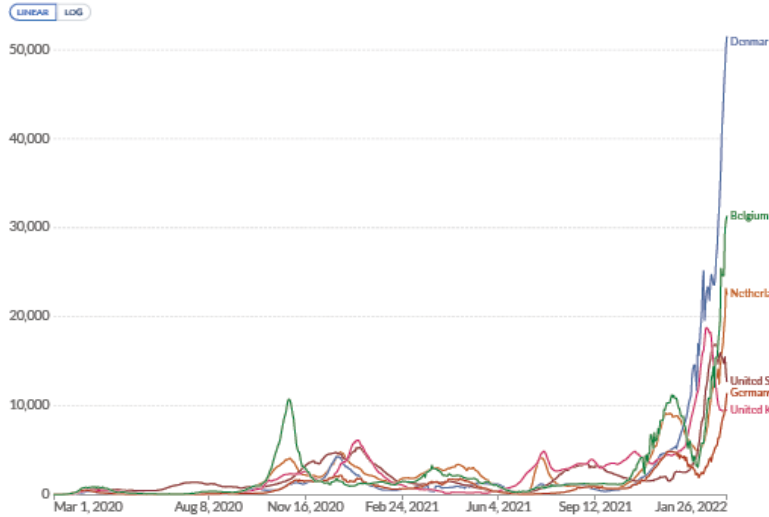


Confirmed cases and hospital admissions per million

Weekly confirmed COVID-19 cases per million people

Weekly confirmed cases refer to the cumulative number of confirmed cases over the previous week.

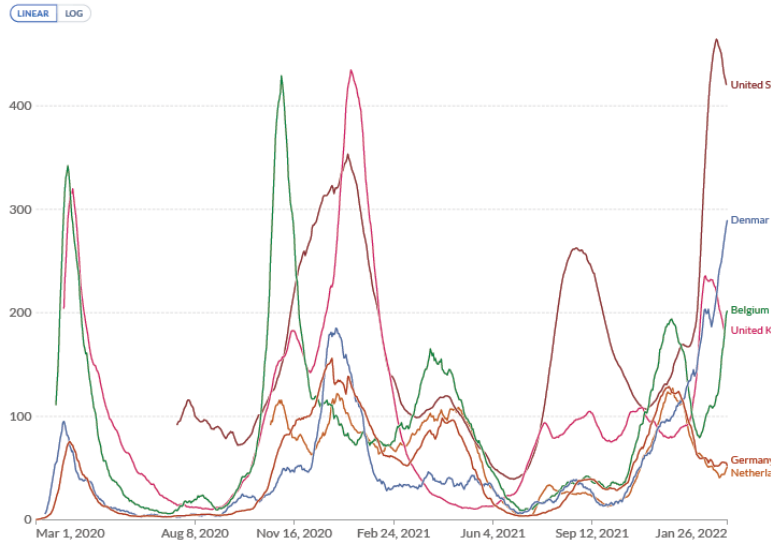


Source: Johns Hopkins University CSSE COVID-19 Data

▶ Jan 28, 2020 J:

Weekly new hospital admissions for COVID-19 per million people

Weekly admissions refer to the cumulative number of new admissions over the previous week.



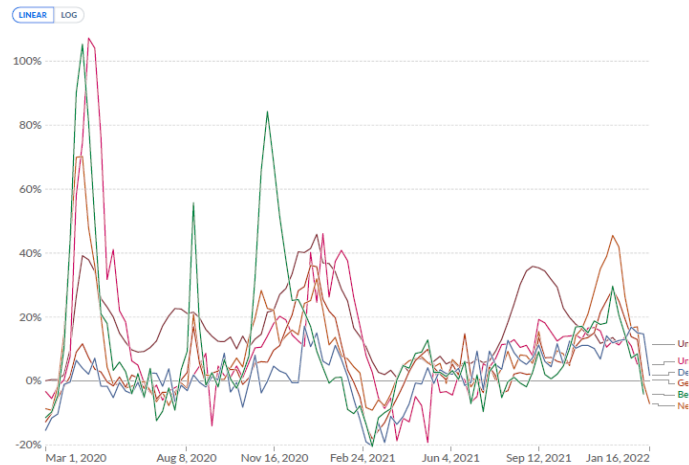
Source: Official data collated by Our World in Data

▶ Mar 1, 2020 J:

Excess Mortality (percent)

Excess mortality: Deaths from all causes compared to projection based on previous years

The percentage difference between the reported number of weekly or monthly deaths in 2020-2021 and the projected number of deaths for the same period based on previous years. The reported number might not count all deaths that occurred due to incomplete coverage and delays in reporting.



Source: Human Mortality Database (2021), World Mortality Dataset (2021)

▶ Jan 24, 2020 J: